

SPECIFICATIONS

Cylinder: .080" Aluminum, rolled and seam welded. See finish note.

Reflector: Spun aluminum #3002, polished to a mirror finish then electro-chemically processed to provide specular finish.

Ballast: H.I.D., prewired C.W.A., H.P.F. core and coil with capacitor and starter for HPS.

Lamp: Clear or phosphor coated (by others).

Lamp Holder: H.I.D.: high heat porcelain socket 4KV rated w/nickel plated copper screw shell, spring loaded center contact, lamp grips, SF-2 leads (200° C). Impregnated gasket. See table.

Mounting Pan (Surface Mount): Cast aluminum with 3/4" inner collar, finished to match cylinder housing.

Mounting Strap (Surface Mount): Galvanized steel, mounts directly to outlet box. Supports pan with 1/4 x 20 studs and wing nuts.

Canopy Set (Pendant Mount) 0-45° hang straight for 3/8" x 12" long steel pipe standard length with P2 accessory. Finished to match housing.**

EZ5 Wall Bracket (Wall Mount): One-piece cast aluminum bracket/arm assembly with access plate for wire inspection. Cast aluminum, wall mounting plate with 1/4" thick neoprene gasket. Quick disconnect wiring harness. Finished to match housing.

Finish: Detergent cleaned with iron phosphate and chromic acid rust inhibitor. Chip resistant powder urethane polyester coating, electro-static applied and baked. Standard colors black, white and bronze. Custom colors are available. Consult factory or sales representative.

Labels: Surface and pendant mount suitable for damp



Surface Mount

Pendant Mount

Wall Mount

location; wall mount suitable for wet location. ETL, CETL and I.B.E.W. labeled.

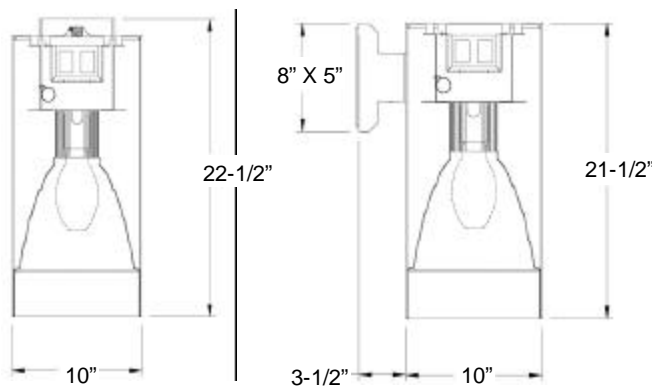
Fixture Warranty: The fixture mechanics are guaranteed to be free from defective material and workmanship, under normal installation and operating conditions, for ten years from date of shipment from the factory. See General Terms and Conditions.

Photometric Information: Contact factory.

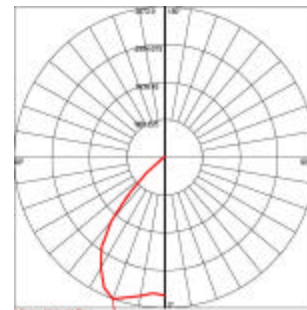
**Canopy set for indoor applications only; contact factory for other applications and designs.

SPECIFICATIONS SUBJECT TO CHANGE WITHOUT NOTICE

DIMENSIONS



PHOTOMETRICS







WBE City of Chicago Certified



3254 North Kilbourn Avenue Chicago, Illinois 60641-4505
 Phone: 773-427-7000 Fax: 800-217-1260 www.escolighting.com





HOW TO ORDER

| | | | | | | | |
|---|-------------------------------|---------------------|------------------|---|-------------------------------|---------------------|------------------|
| <p>Clear Specular</p>  <p><i>*Includes clear tempered glass lens in aperture.</i></p> | <p>Surface Mount Watts</p> | <p>Light Source</p> | <p>Lamp Base</p> | <p>Mini-groove black baffle.</p>  <p><i>*Includes clear tempered glass lens in aperture.</i></p> | <p>Surface Mount Watts</p> | <p>Light Source</p> | <p>Lamp Base</p> |
| | S601410 100 | HPS | Mogul | | S611410 100 | HPS | Mogul |
| | S601510 150 | HPS | Mogul | | S611510 150 | HPS | Mogul |
| | S602410* 100 | MH | Mogul | | S612410* 100 | MH | Mogul |
| | SO602410 100 | MH | Mogul | | SO612410 100 | MH | Mogul |
| | S6025* 150 | MH | Mogul | | S6125* 150 | MH | Mogul |
| | SO6025 150 | MH | Mogul | | SO6125 150 | MH | Mogul |
| | S6025PAR 150 | MH | Medium | | S6125PAR 150 | MH | Medium |
| | S6026* 175 | MH | Mogul | | S6126* 175 | MH | Mogul |
| | S60217* 175 | MH/PS | Mogul | | S61217* 175 | MH/PS | Mogul |

| | | | | | | | |
|--|-------------------------------|---------------------|------------------|---|-------------------------------|---------------------|------------------|
| <p>C#73 Tempered prismatic glass lens.</p>  | <p>Surface Mount Watts</p> | <p>Light Source</p> | <p>Lamp Base</p> | <p>Flat fresnel glass lens.</p>  | <p>Surface Mount Watts</p> | <p>Light Source</p> | <p>Lamp Base</p> |
| | S621410 100 | HPS | Mogul | | S631410 100 | HPS | Mogul |
| | S621510 150 | HPS | Mogul | | S631510 150 | HPS | Mogul |
| | S622410 100 | MH | Mogul | | S632410 100 | MH | Mogul |
| | S6225 150 | MH | Mogul | | S6325 150 | MH | Mogul |
| | S6225PAR 150 | MH | Medium | | S6325PAR 150 | MH | Medium |
| | S6226 175 | MH | Mogul | | S6326 175 | MH | Mogul |
| | S62217 175 | MH/PS | Mogul | | S63217 175 | MH/PS | Mogul |

| | | | | | | | |
|---|-------------------------------|---------------------|------------------|--|-------------------------------|---------------------|------------------|
| <p>C73 Prismatic tempered glass lens and splayed stepped baffle.</p>  | <p>Surface Mount Watts</p> | <p>Light Source</p> | <p>Lamp Base</p> | <p>Fresnel glass lens and splayed stepped baffle.</p>  | <p>Surface Mount Watts</p> | <p>Light Source</p> | <p>Lamp Base</p> |
| | S651410 100 | HPS | Mogul | | S661410 100 | HPS | Mogul |
| | S651510 150 | HPS | Mogul | | S661510 150 | HPS | Mogul |
| | S652410 100 | MH | Mogul | | S662410 100 | MH | Mogul |
| | S6525 150 | MH | Mogul | | S6625 150 | MH | Mogul |
| | S6525PAR 150 | MH | Medium | | S6625PAR 150 | MH | Medium |
| | S6526 175 | MH | Mogul | | S6626 175 | MH | Mogul |
| | S65217 175 | MH/PS | Mogul | | S66217 175 | MH/PS | Mogul |

| | | | | | | | |
|--|-------------------------------|---------------------|------------------|---|-------------------------------|---------------------|------------------|
| <p>C73 Prismatic tempered glass lens and splayed baffle.</p>  | <p>Surface Mount Watts</p> | <p>Light Source</p> | <p>Lamp Base</p> | <p>Fresnel glass lens and splayed baffle.</p>  | <p>Surface Mount Watts</p> | <p>Light Source</p> | <p>Lamp Base</p> |
| | S681410 100 | HPS | Mogul | | S691410 100 | HPS | Mogul |
| | S681510 150 | HPS | Mogul | | S691510 150 | HPS | Mogul |
| | S682410 100 | MH | Mogul | | S692410 100 | MH | Mogul |
| | S6825 150 | MH | Mogul | | S6925 150 | MH | Mogul |
| | S6825PAR 150 | MH | Medium | | S6925PAR 150 | MH | Medium |
| | S6826 175 | MH | Mogul | | S6926 175 | MH | Mogul |
| | S68217 175 | MH/PS | Mogul | | S69217 175 | MH/PS | Mogul |

EXAMPLE : W681410BZ1 = Wall mounted 100W HPS, C73 prismatic tempered glass lens and splayed baffle, textured bronze, 120V.

ACCESSORIES

Quartz Re-strike Systems

Suffix catalog number with;

- E1A** Mini-Can Socket assembly for separate circuit entry with relay for one lamp burning only.
- E2** Emergency re-strike system, mini-can socket assembly (150 watt maximum lamp).
- E65** Emergency re-strike system, mini-can socket assembly (150 watt maximum lamp) with time delay.



EZ5 Wall Mount

Change Prefix **S** to **W**.



Pendant Mount Suffix

P2=12" long stem (standard)
P2X="X" is custom stem length
EXAMPLE: P224= 24" long stem.



Ballast Options

- EM=** Emergency Ballast
- DM=** Dimming Ballast

Fuse and Fuse Holder

Suffix Catalog Number With **F**



Photo Control


Suffix Catalog # With

- PC4** =120 Volt
- PC5** =277 Volt



Louver Guard

Suffix catalog number with **LG3**.



Color

Suffix Catalog Number With

- W=** White
- BZ=** Bronze
- BL=** Black